

MONTHLY REPORT OF DISBURSEMENTS

For the month of October 2016

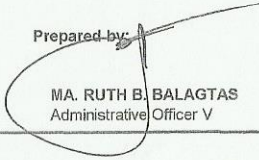
Department : DEPARTMENT OF LABOR AND EMPLOYMENT  
 Agency : TECHNICAL EDUCATION AND SKILLS DEVELOPMENT AUTHORITY  
 Operating Unit : Region III  
 Organization Code (UACS) : 16 009 03 00003  
 Funding Source Code (as clustered) : 01


| PARTICULARS                         | CURRENT YEAR BUDGET |                     |          |                      | PRIOR YEAR'S BUDGET           |                     |          |                     |                     | SUB-TOTAL            | TRUST LIABILITIES |          |          |                   | GRAND TOTAL         |                      |          |          |                        | Remarks |
|-------------------------------------|---------------------|---------------------|----------|----------------------|-------------------------------|---------------------|----------|---------------------|---------------------|----------------------|-------------------|----------|----------|-------------------|---------------------|----------------------|----------|----------|------------------------|---------|
|                                     | PS                  | MOOE                | CO       | TOTAL                | PRIOR YEAR'S ACCOUNTS PAYABLE |                     |          |                     | TOTAL               |                      | PS                | MOOE     | CO       | TOTAL             | PS                  | MOOE                 | FE       | CO       | TOTAL                  |         |
|                                     |                     |                     |          |                      | PS                            | MOOE                | CO       | Sub-Total           |                     |                      |                   |          |          |                   |                     |                      |          |          |                        |         |
| (1)                                 | (2)                 | (3)                 | (5)      | (6)= (2)+(3)+(4)+(5) | (7)                           | (8)                 | (10)     | 11=(7)+(8)+(9)+(10) | 17=(11)+(16)        | 18=(6)+(17)          | (19)              | (20)     | (21)     | 22=(19)+(20)+(21) | (23)                | (24)                 | (25)     | (26)     | 27=(23)+(24)+(25)+(26) | (9)     |
| Notice of Cash Allocation (NCA)     |                     |                     |          |                      |                               |                     |          |                     |                     |                      |                   |          |          |                   |                     |                      |          |          |                        |         |
| MDS Checks Issued                   | 224,478.33          | 298,894.14          |          | 523,372.47           |                               |                     |          |                     | -                   | 523,372.47           |                   |          |          |                   | 224,478.33          | 298,894.14           |          |          | 523,372.47             |         |
| Advice to Debit Account             | 1,236,814.05        | 8,898,345.20        |          | 10,135,159.25        |                               | 1,618,300.00        |          | 1,618,300.00        | 1,618,300.00        | 11,753,459.25        |                   |          |          |                   | 1,236,814.05        | 10,518,645.20        |          |          | 11,753,459.25          |         |
| Working Fund (NCA issued to BTr)    |                     |                     |          |                      |                               |                     |          |                     |                     |                      |                   |          |          |                   |                     |                      |          |          |                        |         |
| Tax Remittance Advices Issued (TRA) | 788,337.65          | 39,673.43           |          | 828,011.08           |                               |                     |          |                     |                     | 828,011.08           |                   |          |          |                   | 788,337.65          | 39,673.43            |          |          | 828,011.08             |         |
| Cash Disbursement Ceiling (CDC)     |                     |                     |          |                      |                               |                     |          |                     |                     |                      |                   |          |          |                   |                     |                      |          |          |                        |         |
| Non-Cash Availment Authority (NCAA) |                     |                     |          |                      |                               |                     |          |                     |                     |                      |                   |          |          |                   |                     |                      |          |          |                        |         |
| Others (CDT, BTr Docs Stamp, etc.)  |                     |                     |          |                      |                               |                     |          |                     |                     |                      |                   |          |          |                   |                     |                      |          |          |                        |         |
| Non-Cash Availment Authority        |                     |                     |          |                      |                               |                     |          |                     |                     |                      |                   |          |          |                   |                     |                      |          |          |                        |         |
| <b>TOTAL</b>                        | <b>2,249,630.03</b> | <b>9,236,912.77</b> | <b>-</b> | <b>11,486,542.80</b> | <b>-</b>                      | <b>1,618,300.00</b> | <b>-</b> | <b>1,618,300.00</b> | <b>1,618,300.00</b> | <b>13,104,842.80</b> | <b>-</b>          | <b>-</b> | <b>-</b> | <b>-</b>          | <b>2,249,630.03</b> | <b>10,855,212.77</b> | <b>-</b> | <b>-</b> | <b>13,104,842.80</b>   |         |


828,011.08

SUMMARY:

|   | Previous Report       | This Month (Oct 2016) | As of Oct 2016        |                              | Previous Report | This Month Oct 2016 | As of Oct 2016 |
|---|-----------------------|-----------------------|-----------------------|------------------------------|-----------------|---------------------|----------------|
| Total Disbursement Authorities Received                   |                       |                       |                       | Total Disbursements Program  | 381,361,169.56  | 44,800,041.53       | 426,241,211.09 |
| NCA   | 368,982,825.00        | 43,671,842.24         | 412,654,667.24        | Less: * Actual Disbursements | 381,361,169.56  | 12,276,831.72       | 393,638,001.28 |
| NTA   | 12,388,344.56         | 1,208,199.29          | 13,606,543.85         | (Over)/Under spending        | -               | 32,603,209.81       | 32,603,209.81  |
| TRA   | -                     | -                     | -                     |                              |                 |                     |                |
| CDC   | -                     | -                     | -                     |                              |                 |                     |                |
| NCAA  | -                     | -                     | -                     |                              |                 |                     |                |
| Others (CDT, BTr Docs Stamp, etc.)                        | -                     | -                     | -                     |                              |                 |                     |                |
| Less: Notice of Transfer Allocations (NTA)* issued        |                       |                       |                       |                              |                 |                     |                |
| <b>Total Disbursements Authorities Available</b>          | <b>381,361,169.56</b> | <b>44,800,041.53</b>  | <b>426,241,211.09</b> |                              |                 |                     |                |
| Less: Lapsed NCA  |                       |                       |                       |                              |                 |                     |                |
| Disbursements *   | 381,281,169.56        | 12,276,831.72         | 393,638,001.28        |                              |                 |                     |                |
| <b>Balance of Disbursements Authorities as of to date</b> |                       | <b>32,603,209.81</b>  | <b>32,603,209.81</b>  |                              |                 |                     |                |

Prepared by:   
 MA. RUTH B. BALAGTAS  
 Administrative Officer V

Certified correct:  
  
 ELLA NESS D. DE LARA  
 Accountant IV

Approved by:  
  
 EVELYN M. LUNA  
 Chief, FASD